











SAFE PATIENT HANDLING – REPOSITIONING DEVICE OPTIONS

Product	Purpose	Other Info
	<p style="text-align: center;">BED WEDGES (DOUBLE)</p> <ul style="list-style-type: none"> ▪ Help to prevent person from falling out of bed. ▪ Offers re-positioning options. 	<ul style="list-style-type: none"> ▪ Use in conjunction with other bed mobility devices
	<p style="text-align: center;">BED WEDGE (SINGLE)</p> <ul style="list-style-type: none"> ▪ Provides back support. ▪ Can be used for position changes on one side or the other. ▪ Maintain trunk elevation for reflux or Gerd. 	<ul style="list-style-type: none"> ▪ Use in conjunction with other bed mobility devices
	<p style="text-align: center;">GREY SPLIT SHEET</p> <ul style="list-style-type: none"> ▪ Turning / Repositioning ▪ Attaches to ceiling/floor total lift 	<ul style="list-style-type: none"> ▪ Requires 1-2 staff & mechanical total lift (ceiling/floor) ▪ remains on the bed
	<p style="text-align: center;">FULL POSITONING SLING</p> <ul style="list-style-type: none"> ▪ Turning / Repositioning ▪ Attaches to ceiling/floor total lift ▪ lateral transfers 	<ul style="list-style-type: none"> ▪ Requires 1-2 staff & mechanical total lift (ceiling/floor) ▪ remains on the bed
	<p style="text-align: center;">HOUR GLASS / TRI TURN TURNING DEVICE</p> <ul style="list-style-type: none"> ▪ Assists with rolling in bed ▪ Can be used as a limb holder 	<ul style="list-style-type: none"> ▪ Requires 1-2 staff & mechanical total lift (ceiling/floor)

SAFE PATIENT HANDLING – REPOSITIONING DEVICE OPTIONS

	<p style="text-align: center;">NON-FRICTION DEVICE</p> <ul style="list-style-type: none"> ▪ Turning / Repositioning ▪ Moving up/down in bed ▪ Flat sheets (2) can assist with donning slings while in bed ▪ Moving people out of tight spaces after a fall ▪ lateral transfers 	<ul style="list-style-type: none"> ▪ Many brands, sizes & colors ▪ Available in tubes or flat sheets (with or without handles) ▪ Use with a draw sheet ▪ Best practice: 2 or more staff ▪ Always remove from bed
	<p style="text-align: center;">EASY GLIDES</p> <ul style="list-style-type: none"> ▪ Turning / Repositioning ▪ Moving up/down in bed ▪ Assist with donning slings on beds or in chairs 	<ul style="list-style-type: none"> ▪ Multiple sizes and shapes ▪ Use with draw sheet ▪ 1-2 staff depending on reason or use
	<p style="text-align: center;">ONE WAY GLIDES</p> <ul style="list-style-type: none"> ▪ Repositioning in one direction on chairs and beds ▪ “locking” mechanism to reduce sliding forward in chairs/down in bed 	<ul style="list-style-type: none"> ▪ Multiple sizes and shapes ▪ 1-2 staff depending on reason or use ▪ Can sew smaller ones together for bed repositioning
	<p style="text-align: center;">FINGER LADDER</p> <ul style="list-style-type: none"> ▪ Helps person to assist with turning, positioning, sitting up 	<ul style="list-style-type: none"> ▪ Many brands & styles
	<p style="text-align: center;">SIDE RAILS</p> <ul style="list-style-type: none"> ▪ Helps person to assist with turning, positioning, sitting up, laying down 	<ul style="list-style-type: none"> ▪ Different styles, sizes and mounting options ▪ Some facilities have specific side rail requirements for safety, check your facility requirements first

SAFE PATIENT HANDLING – REPOSITIONING DEVICE OPTIONS



TRENDELENBERG POSITION

- Use in conjunction with soft goods to move person up in bed